


PLASTIC **AUXILIARY** EQUIPMENT

In today's competition market. We provide not an equipment but give you
Guarantee + Performance = Konscious Auxichill



COMPANY PROFILE



Konscious Auxichill is an integrated enterprise of R & D, Manufacturing, Sales, and Services for High-end Plastic Auxiliary Equipment especially Industrial chiller, water / air cooled screw chiller, drying & Conveying Solutions. Since 7 years, Konscious Auxichill is taking customer demand as orientation and creating more benefits for customers, Some of our popular products are Air-Cooled Screw Chiller , Air Cooled Water Chiller, Water Cooled Water Chiller, Mold Temperature Controller, Flake Cutter, Vertical Batch

Color Mixer, Volumetric Feeder – Masterbatch Dosing System, Dehumidifier, Hopper Loader, Hot Air Dryer, and Gravimetric Blender.



We have highly qualified team of professionals which is passionate about achieving the perfection in manufacturing of the machine. We work on every detail and leave no area untouched. We offer the finest quality product at the best price. Our carefully made products give you precise result. You can depend on our machineries for top quality production. The machines last long and you seldom have to look for any kind of major repair work.

We maintain the international standards in manufacturing of our equipments. We understand your requirement perfectly and aim to give you top notch solution. Your manufacturing unit can produce the quality work to satisfy your customers. We have developed with the changing trend have brought the latest design for each machinery. No matter of your industry, you can ensure that your customers get the paramount quality products. Our machines also help you reduce your production cost as it consume less electricity and give you better result.

OUR SUPPORT SYSTEM

Our Strength



- Customized solution
- Professional management
- Technical expertise
- Industry specific knowledge
- Innovation rather than imitation

Experienced Staff



Konscious Auxichill holds an association with 30 hardworking employees and ten professional technicians over which more than 40% of the professional & technical person play a decisive role in the industry.

Workspace



At present, Konscious Auxichill is located at the Industrial hub Vatva, Ahmedabad. It is having workspace of around 2000 Square Yards, equipped with in house industry specific machinery and technology.

Founder



In 2016, founded by Mr. Mahesh Patel, Who holds the vision to achieve a higher level of competence, expertise, and global recognition in manufacturing of industrial water chiller.

24 X 7 X 365 Service



All the Machineries we sell is backed by guaranteed service. We run 24x7x365, so you can do business at easy. You get real customer service from a real person & solution within 15 minutes of your concern raised.

Air-Cooled Water Screw Chiller (KACAWSC-AD-V Series)




Salient Features

- Air cooled Water Screw Chiller
- Stepless capacity control from 25% to 100% adapting precisely to varying process loads
- Air-cooled screw chiller capacity 30-150 Ton
- High Quality brand screw compressor
- Energy efficiency air-cooled type condenser
- Heavy duty shell & tube type evaporator
- Heavy duty shell & tube type 1.1 mm thickness
- World-class safety controllers for equipment's & compressures
- The equipment is designed and manufactured in compliance with superior designing and manufacturing standards.
- Air cooled Water Screw Chiller
- Environment-friendly R134a, R407c refrigerant
- Advanced microprocessor control panel
- Air cooled condenser design 54° ambient temperature
- Finned and Tube heat exchanger with internally grooved imported copper tubes having higher surface area suitable for high ambition condition

Technical Specification

MODEL	NOMINAL CAPACITY		COMPRESSOR (KW)	MAXIMUM FLOW TO PROCESS EVAP.LPM	LENGTH (L) (MM)	WIDTH (W) (MM)	HEIGHT (H) (MM)	PROCESS CONNECTION (DN)	CONNECTED LOAD (KW)	MAIN MCCB RATING	MINIMUM CABLE SIZE COPPER	VOLTAGE	APPROX WEIGHT (KG)
	KW	TR											
KACAWSC-AD-V-140	140	40	42.8	600	3475	1950	2250	DN-50	47.2	150 AMP	50 SQ MM	415V,3PH,50HZ	2000
KACAWSC-AD-V-175	175	50	53.1	750	3475	1950	2250	DN-50	58.6	150AMP	50 SQ MM	415V,3PH,50HZ	3650
KACAWSC-AD-V-220	210	60	65.9	900	4100	2050	2450	DN-80	78.9	200 AMP	70 SQ MM	415V,3PH,50HZ	3750
KACAWSC-AD-V-250	245	70	74.5	1050	4100	2050	2450	DN-80	86.5	200 AMP	70 SQ MM	415V,3PH,50HZ	4500
KACAWSC-AD-V-280	280	80	85.6	1200	5100	2150	2650	DN-100	98.6	250 AMP	95 SQ MM	415V,3PH,50HZ	4800
KACAWSC-AD-V-320	315	90	93.4	1350	5100	2150	2650	DN-100	106.4	250 AMP	120 SQ MM	415V,3PH,50HZ	5200
KACAWSC-AD-V-350	350	100	106.2	1500	6000	2350	2800	DN-125	121.2	350 AMP	150 SQ MM.	415V,3PH,50HZ	5500
KACAWSC-AD-V-440	440	125	130.2	1875	6000	2350	2800	DN-125	145.2	350 AMP	185 SQ. MM	415V,3PH,50HZ	5800



Water Cooled Water Screw Chiller (KACWWSC-HH-E Series)



Salient Features

- Micro Process PLC based controller.
- Semi Hermetic Screw compressors with two shaft designs with suction and discharge connection, integrated check valve, integrated pressure relief valve.
- Stainless steel shell & tube evaporator with seamless internally groove copper tubes for higher surface area.
- Removable cartage type filter dryer moisture free system and quick change features.
- Anti-freeze protection to safe guard the evaporator and compressor against low Electric expansion valve is used to regulate the flow of refrigerant the evaporator as per the load of system to maintain the suction superheat.
- Shell & tube Evaporator with internally grooved imported copper tubes having higher suitable for high ambient condition.
- Resistant to liquid slugging, this compressor design can handle amounts of liquid refrigerant that would severely damage a reciprocating compressor.
- Stepless capacity control (25 to 100%) or Step capacity control.
- Large size Condenser to suitable for Indian ambient temperature & water.
- Liquid absorber in the cooling agent circuit
- Cooling capacity 140kw (40TR) to 900kw (260TR).
- Large size evaporator and heavy duty copper pipe suitable for water.

Technical Specification

Screw Chiller Water Cooled | Heat Transfer (KACSCHW Series)

MODEL	NOMINAL CAPACITY		COMPRESSOR (KW)	MAXIMUM FLOW TO PROCESS EVAP.LPM	LENGTH (L) (MM)	WIDTH (W) (MM)	HEIGHT (H) (MM)	PROCESS CONNECTION (DN)	CONNECTED LOAD (KW)	MAIN MCCB RATING	MINIMUM CABLE SIZE COPPER	VOLTAGE	MINIMUM CONDENSER WATER FLOW	COOLING TOWER MINIMUM CAPACITY	APPROX WEIGHT (KG)
	KW	TR													
KACWWSC-HH-E-140	140	40	32.2	600	2815	1370	1625	DN-50	40.2	100 AMP	35 SQ MM	415V,3PH,50HZ	680	80 TR	2000
KACWWSC-HH-E-175	175	50	37.7	750	3520	1460	1625	DN-50	47.3	150 AMP	50 SQ MM	415V,3PH,50HZ	750	100 TR	3650
KACWWSC-HH-E-220	210	60	49.5	900	3520	1460	1625	DN-80	59.5	150AMP	50 SQ MM	415V,3PH,50HZ	1050	120 TR	3750
KACWWSC-HH-E-250	245	70	55	1050	3520	1460	1625	DN-80	65	200 AMP	70 SQ MM	415V,3PH,50HZ	1200	140 TR	4500
KACWWSC-HH-E-280	280	80	64.2	1200	3520	1460	1625	DN-100	76.2	200 AMP	70 SQ MM	415V,3PH,50HZ	1350	160 TR	4800
KACWWSC-HH-E-320	315	90	73.9	1350	3400	1710	1625	DN-100	87.2	250 AMP	95 SQ MM	415V,3PH,50HZ	1550	180 TR	5200
KACWWSC-HH-E-350	350	100	77.5	1500	3700	1710	1625	DN-125	90.7	250 AMP	120 SQ MM	415V,3PH,50HZ	1700	200 TR	5500
KACWWSC-HH-E-440	440	125	88.4	1875	3700	1710	1625	DN-125	105.6	350 AMP	150 SQ MM.	415V,3PH,50HZ	2150	250 TR	5800

Air Cooled Water Scroll Chiller (KACAWC-AD-V Series)



Salient Features

- 66 Energy Efficient Air/Water Cooled Compact Chillers suitable for working in high ambient 55°C condition.
- User Friendly Micro Process PLC base controller, which digital indication, function and fault details.
- Display of set value and actual leaving water temperature on screen.
- Display of Entering water temperature and Evaporator outlet temperature.
- Three-phase monitoring device protects against unit damage due to phase reversal or loss of phase. Inbuilt Anti-freezing safety in control to safe guard evaporator.
- We have designed special 'V' type condenser according to Indian ambient 55°C temperature.
- Nominal power at +10°C water temperature and ambient temperature of +55°C.
- Proven component supplier like compressor from Danfoss, Pump from Lowara, Flow switch is from Honeywell, Evaporator is from Penex and Axial Flow Fan.
- Excellent cooling performance of upto 790kw (225 TR) at 10°C ambient temperature.
- Suitable for Installation Inside & Outside.
- Plate Heat Exchanger for highly efficient cooling performance.
- Terminal for external temperature sensor Pt100.
- Excellent cooling performance of upto 790kw (225 TR) at 10°C ambient temperature.

Technical Specification

Chiller Air Cooled | Heat Transfer (KACAWC Series)

MODEL	NOMINAL CAPACITY		Water Tank (LTR)	MAXIMUM FLOW TO PROCESS EVAP.LPM	LENGTH (L) (MM)	WIDTH (W) (MM)	HEIGHT (H) (MM)	PROCESS CONNECTION (INCH)	CONNECTED LOAD (KW)	MAIN MCCB RATING	MINIMUM CABLE SIZE COPPER	VOLTAGE	APPROX WEIGHT (KG)
	KW	TR											
KACAWC-AD-V-7	7	2	50	75	900	750	1150	1"	3.15	16 AMP	1.5 SQ MM	415V,3PH,50HZ	350
KACAWC-AD-V-11	11	3	80	95	1050	1000	1450	1"	5.05	25 AMP	2.5 SQ MM	415V,3PH,50HZ	400
KACAWC-AD-V-20	20	5	150	125	1300	1000	1560	1 1/2"	7.3	32 AMP	4.0 SQ MM	415V,3PH,50HZ	430
KACAWC-AD-V-30	30	8	150	230	1550	1100	1560	1 1/2"	13.16	40 AMP	6.0 SQ MM	415V,3PH,50HZ	700
KACAWC-AD-V-35	35	10	200	230	1680	1100	1560	1 1/2"	14.6	40 AMP	6.0 SQ MM	415V,3PH,50HZ	720
KACAWC-AD-V-40	40	12	200	230	1680	1100	1560	1 1/2"	15.61	63 AMP	10.0 SQ MM	415V,3PH,50HZ	750
KACAWC-AD-V-55	55	15	250	230	1825	1450	1780	1 1/2"	17.65	63 AMP	10.0 SQ MM	415V,3PH,50HZ	900
KACAWC-AD-V-70	70	20	250	360	2050	1450	1940	2"	24.36	80 AMP	16 SQ. MM	415V,3PH,50HZ	975
KACAWC-AD-V-90	90	24	400	360	2500	1680	2030	2"	29.1	100 AMP	16 SQ MM	415V,3PH,50HZ	1050
KACAWC-AD-V-105	105	30	400	450	2500	1680	2030	2"	37.3	100 AMP	25 SQ MM	415V,3PH,50HZ	1500

Water Cooled Water Scroll Chiller (KACWWC-HH-E Series)




Salient Features

- 66 Energy Efficient Air/Water Cooled Compact Chillers suitable for working in high ambient 55°C condition.
- User Friendly Micro Process PLC base controller, which digital indication, function and fault details.
- Display of set value and actual leaving water temperature on screen.
- Display of Entering water temperature and Evaporator outlet temperature.
- Three-phase monitoring device protects against unit damage due to phase reversal or loss of phase.
- Terminal for external temperature sensor Pt100
- Inbuilt Anti-freezing safety in control to safe guard evaporator.
- We have designed special Shell & Tube condenser according to Indian ambient 55°C temperature.
- Nominal power at +10°C water temperature and ambient temperature of +55°C.
- Proven component supplier like compressor from bitzer, Pump from Lowara, Flow switch is from Honeywell.
- Excellent cooling performance of upto 790kw (225 TR) at 55° C ambient temperature.
- Suitable for Installation Inside & Outside.
- Shell & Tube Type highly efficient cooling performance.

Technical Specification

Chiller Water Cooled | Heat Transfer (KACWWC Series)

MODEL	NOMINAL CAPACITY		Water Tank (LTR)	MAXIMUM FLOW TO PROCESS EVAP.LPM	LENGTH (L) (MM)	WIDTH (W) (MM)	HEIGHT (H) (MM)	PROCESS CONNECTION (INCH)	CONNECTED LOAD (KW)	MAIN MCCB RATING	MINIMUM CABLE SIZE COPPER	VOLTAGE	CONDENSER PUMP FLOW	COOLING TOWER MINIMUM CAPACITY	APPROX WEIGHT (KG)
	KW	TR													
KACWWC-HH-E-20	22	6	150	125	1300	1000	1560	1 1/2"	6.5	32 AMP	4.0 SQ MM	415V,3PH,50HZ	130	15 TR	430
KACWWC-HH-E-30	34	9	150	230	1550	1100	1560	1 1/2"	11.5	40 AMP	6.0 SQ MM	415V,3PH,50HZ	150	20 TR	700
KACWWC-HH-E-35	39	11	200	230	1680	1100	1560	1 1/2"	12.8	40 AMP	6.0 SQ MM	415V,3PH,50HZ	230	25 TR	720
KACWWC-HH-E-40	45	13	200	230	1680	1100	1560	1 1/2"	13.5	63 AMP	10.0 SQ MM	415V,3PH,50HZ	230	30 TR	750
KACWWC-HH-E-55	60	16	250	230	1825	1450	1780	1 1/2"	15.2	63 AMP	10.0 SQ MM	415V,3PH,50HZ	300	40 TR	900
KACWWC-HH-E-70	77	22	250	360	2050	1450	1940	2"	22.1	80 AMP	16 SQ. MM	415V,3PH,50HZ	360	50 TR	975
KACWWC-HH-E-90	99	26	400	360	2500	1680	2030	2"	26.5	100 AMP	16 SQ MM	415V,3PH,50HZ	450	70 TR	1050
KACWWC-HH-E-105	115	33	400	450	2500	1680	2030	2"	32.1	100 AMP	25 SQ MM	415V,3PH,50HZ	500	80 TR	1500



Air/Water Cooled Air Chiller (KACAAC-AD-V | KACWAC-HH-E Series)


Salient Features

- The design details of the Air chillers emphasize the technical lead.
- Direct cooling technology for air blown film lines.
- Consistency in air temperature regardless of environmental condition improves film quality.
- Desired air temperature can be achieved in shorter time.
- The Air Chillers are designed to adjust the power consumption according to the actual requirements. Hot gas bypass system used for capacity control in partial load.
- Housing with easy access to all the components.
- Micro controller with text display, flow diagram and fault indication.
- Digital display of air inlet and outlet temperature.
- Air flow switch provided to indicate low air flow alarm.



Technical Specification

KACAAC-AD-V KACWAC-HH-E		KAC 15	KAC 20	KAC 30	KAC 40	KAC 50	KAC 60	KAC 80	KAC 90
Cooling Capacity	kW	24	34	51	66	75	83	93	125
Absorbed Power	kW	6.4	9.4	13.4	17.8	20.0	22.3	21.2	28.7
Max. Air Flow	m ³ / hr	1500	2000	3000	4000	5000	6000	8000	9000
Min. Air Flow	m ³ / hr	600	800	1200	1600	2000	2400	3200	3600
Air in/out connection	mm	200	200	200	200	300	300	300	300
Temperature Range	°C	+5 up to +20							
Air temperature INLET & % R.H.	°C & % R.H.	40 °C & 40% R.H.							
Air temperature OUTLET	°C	10 °C							
Water to Condenser @ 30 °C & 3 bar	LPM	150	200	300	400	450	500	550	700
Cooling Tower Capacity	TR	12	16	24	32	35	40	44	65
Dimension	L	1230	1230	1600	1600	1600	1600	1870	1870
	W	800	800	1200	1200	1200	1200	1380	1380
	H	1690	1690	1690	1690	2010	2010	2000	2010
Weight	Kg	325	350	500	550	650	750	900	1000
Electrical Connections		400 V / 50 Hz / 3 Phase							



Air/Water Cooled Water Chiller VFD (KACAWC-AD-VV | KACWWC-HH-EV Series)



Salient Features

- The design details of the PBF series Air chillers emphasize the technical lead.
- Direct cooling technology for air blown film lines.
- Consistency in air temperature regardless of environmental condition improves film quality.
- Desired air temperature can be achieved in shorter time.
- The Air Chillers are designed to adjust the power consumption according to the actual requirements.
- Hot gas bypass system used for capacity control in partial load.
- Housing with easy access to all the components.
- Micro controller with text display, flow diagram and fault indication
- Micro controller with text display, flow diagram and fault indication.
- Digital display of air inlet and outlet temperature.
- Air flow switch provided to indicate low air flow alarm.
- Attractive return on investment
- Demand control mode
- BMS compatibility
- Easy and quick installation
- ASME stamp option
- Eco-friendly


Technical Specification

Chiller Air Cooled VFD | Heat Transfer (KACAWC VFD Series)

MODEL	NOMINAL CAPACITY TR		Water Tank (LTR)	MAXIMUM FLOW TO PROCESS EVAP.LPM	LENGTH (L) (MM)	WIDTH (W) (MM)	HEIGHT (H) (MM)	PROCESS CONNECTION (INCH)	CONNECTED LOAD (KW)	MAIN MCCB RATING	MINIMUM CABLE SIZE COPPER	VOLTAGE	APPROX WEIGHT (KG)
	MIN	MAX											
KACAWC-AD-V-40 VFD	3	12	200	230	1680	1100	1560	1 1/2"	16.8	63 AMP	10.0 SQ MM	415V,3PH,50HZ	750
KACAWC-AD-V-70 VFD	5	16	250	360	2050	1450	1940	2"	22	80 AMP	16 SQ. MM	415V,3PH,50HZ	975
KACAWC-AD-V-105 VF	7.5	29	400	450	2500	1680	2030	2"	33	100 AMP	25 SQ MM	415V,3PH,50HZ	1500

Chiller Water Cooled VFD | Heat Transfer (KACWWC VFD Series)

MODEL	NOMINAL CAPACITY TR		Water Tank (LTR)	MAXIMUM FLOW TO PROCESS EVAP.LPM	LENGTH (L) (MM)	WIDTH (W) (MM)	HEIGHT (H) (MM)	PROCESS CONNECTION (INCH)	CONNECTED LOAD (KW)	MAIN MCCB RATING	MINIMUM CABLE SIZE COPPER	VOLTAGE	CONDENSER PUMP FLOW	COOLING TOWER CAPACITY TR	APPROX WEIGHT (KG)
	MIN	MAX													
KACAWC-HH-E-40 VFD	3.5	14	200	230	1680	1100	1560	1 1/2"	14	63 AMP	10.0 SQ MM	415V,3PH,50HZ	250	30	750
KACAWC-HH-E-70 VFD	6	20	250	360	2050	1450	1940	2"	16.2	80 AMP	16 SQ. MM	415V,3PH,50HZ	360	50	975
KACAWC-HH-E-105 VF	9	32.6	400	450	2500	1680	2030	2"	26.5	100 AMP	25 SQ MM	415V,3PH,50HZ	600	70	1500



Gravimetric Blender (KACGB Series) Dosing & Mixing

Salient Features


- Blends accuracy of 0.5 percentage can be achieved.
- Instantly monitor your material use.
- Save up to 100 recipes.
- Detachable weighting bin and mixing chamber for easy clean out.
- S.S. construction of weighing bin.
- Multi-level password protection to prevent data manipulation.
- Twin load cell for high accuracy.
- Online Diagnostics on screen for target set point and actual point.
- Graphical display for easy understanding and operation.
- High accuracy for dosing lower percentage.
- Open able material compartment for easy clean out.
- High Precision Dosing
- Regrind Control
- Dispense Value
- Intregrated Value
- Solution : IMM, BM, Sheet Extrusion, Firm Centrusion, Conplater
- Material Data. Instantly monitor your material use.



Technical Specification

Gravimetric Blender KACGB Series

MODEL	BATCH SIZE (G)	MAXMIUM OUTPUT (KG)	BIN CAPACITY MAJOR (LTR)	BIN CAPACITY MINOR (LTR)	MAXIMU NUMBER OF MATERIAL	NUMBER/ SIZE OF MAJOR	NUMBER/ SIZE OF MINOR	HEIGHT (MM)	WIDTH (MM)	DEPTH (MM)	MAIN CABLE COPPER	MAIN MCB	SUPPLY VOLTAGE	FILTER CLEAN TIME	APPROX WEIGHT (KG)
KACGB10-4	3000	100	50	25	4	2-(40MM)	2-(20MM)	1620	1020	1600	2.5 SQ MM	32 AMP	415V,3PH	EVERY DAY	125
KACGB10-6	3000	100	50	25	4	2-(40MM)	2-(20MM)	1620	1020	1600	2.5 SQ MM	32 AMP	415V,3PH	EVERY DAY	150
KACGB45-4	5000	450	80	40	4	2-(60MM)	2-(20MM)	1650	865	1700	6.0 SQ MM	63 AMP	415V,3PH	EVERY DAY	180
KACGB45-6	5000	450	80	40	6	2-(60MM)	4-(30MM)	1650	865	1700	6.0 SQ MM	63 AMP	415V,3PH	EVERY DAY	200
KACGB65-4	9000	650	100	40	4	2-(60MM)	2-(30MM)	1650	865	1700	6.0 SQ MM	63 AMP	415V,3PH	EVERY DAY	230
KACGB65-6	9000	650	100	40	6	2-(60MM)	4-(30MM)	1650	865	1700	6.0 SQ MM	63 AMP	415V,3PH	EVERY DAY	250
KACGB80-4	12000	800	125	60	4	2-(80MM)	2-(50MM)	1800	1100	1800	6.0 SQ MM	63 AMP	415V,3PH	EVERY DAY	280
KACGB80-6	12000	800	125	60	6	2-(80MM)	4-(50MM)	1800	1100	1800	6.0 SQ MM	63 AMP	415V,3PH	EVERY DAY	300
KACGB150-4	20000	1500	150	80	4	2-(100MM)	2-(60MM)	1800	1100	1800	10.0 SQ MM	80 AMP	415V,3PH	EVERY DAY	350
KACGB150-6	20000	1500	150	80	6	2-(100MM)	4-(60MM)	1800	1100	1800	10.0 SQ MM	80 AMP	415V,3PH	EVERY DAY	380
KACGB200-4	28000	2000	150	80	4	2-(125MM)	2-(60MM)	1800	1100	1800	10.0 SQ MM	80 AMP	415V,3PH	EVERY DAY	380
KACGB200-6	28000	2000	150	80	6	2-(125MM)	4-(60MM)	1800	1100	1800	10.0 SQ MM	80 AMP	415V,3PH	EVERY DAY	420



Extrusion Process Control




Salient Features

- Beckhoff make PLC System
- Fully integrate touch screen with colour graphics HMI System
- Password Protected Control
- Recipe Function
- Trending, diagnostics, alarms and built-in help screen
- USB output to flash drive or printer
- Reports (inventory, alarm and status)
- Virtual Network Client (VNC) viewer
- Mild steel construction
- High accuracy, precision cantilever load cell
- Ethernet connecting
- High resolution weighing electronics
- Extruder mounting sub-plate (drilled in the field)

Technical Specification

Hopper	H (mm)	(H) mm	Calibration wt. (Kg)	Batch wt. (Kg)
KAC EP-25	740	470	10	12
KAC EP-35	780	500	20	18
KAC EP-60	1020	620	40	38



Volumetric Feeder/Doser (KACVSD Series) Dosing & Mixing




Salient Features

- Robust Construction and user friendly design equipped with stepper motor for high accuracy and repeatability.
- Easy clean out with hinged motor assembly.
- Detachable hopper for quick change additives.
- Five option of screw for different sizes of master batch & different flow ratio.
- High temperature working capacity for Indian condition.
- Easy to synchronize with machine.
- Konscious Make Controller for quick access to setting and parameters.
- Inbuilt different modes of program like injection, extrusion or blow molding.
- No additional single converters are required for extrusion machines.
- Dosing capacity from 0.04 kg/hr to 80 kg/hr.
- Addictive is added directly into the center of the main material flow due to its perfect mechanical placement.
- Clean out in less than 60 seconds.

Technical Specification

MODEL	DESCRIPTION	DOSSING CAPACITY KG/HR	HOPPER CAPACITY	FEEDER SIZE			CONTROL PANEL SIZE			MAIN MCB	MAIN CABLE SIZE COPPER	VOLTAGE	APPROX WEIGHT (KG)
				LENGTH (MM)	WIDTH (MM)	DEPTH (MM)	HEIGHT (MM)	WIDTH (MM)	DEPTH (MM)				
KACVD-MICRO	SPRING TYPE	0.04 TO 3.0	20	470	210	400	250	250	250	6 AMP	1.0 SQ MM	230V,1PH	25
KACVD-9	9MM*9MM	0.07 TO 7.0	20	570	330	430	250	250	250	6 AMP	1.0 SQ MM	230V,1PH	25
KACVD-24	24MM*24MM	5.0 TO 100	50	800	365	540	250	250	250	6 AMP	1.0 SQ MM	230V,1PH	40



Vacuum Hopper Loader (KACVL Series)



Salient Features

- Suitable for output upto 25kg/hr. to 2000 kg/hr.
- Loader volume size in 10 ltr/25 ltr/40 ltr. Capacity.
- Stainless Steel 20 mesh disc filter, easily service with no tools.
- Cyclone dust separator will not allow dust to migrate to blower.
- Stainless steel canister is designed for easy clean out.
- Pugged stainless steel discharge base with 60 cone section provides.
- Large material outlet hole provide maximum material discharge in fewer seconds-reduces material bridging.
- Wide open flapper discharge valve eliminates material bridging.
- Controller base user friendly control with audio alarm.


RECEIVER SIZE

MODEL	CAPACITY LTR	HEIGHT (H) (MM)	DIAMATER (D) (MM)
KAC VL 10	10	450	280
KAC VL 25	25	640	280
KAC VL 40	40	780	350


Technical Specification

Hopper Loader KACVL Series

MODEL	OUTPUT KG/HR	MANUAL CLEANING	AUTO CLEANING	DIMENSION (LxWxH) MM	RECIEVER CAPACITY (LITTER)	BLOWING POWER (KW)	VOLTAGE	CABLE SIZE COPPER	MAIN MCB
KACVL10-MC-0.9	150	YES	NO	370*350*920	10	0.9	415V, 3PH	1.5 SQ MM	16 AMP
KACVL10-AC-0.9	150	NO	YES	370*350*920	10	0.9	415V, 3PH	1.5 SQ MM	16 AMP
KACVL10-MC-1.5	250	YES	NO	370*350*920	10	1.5	415V, 3PH	2.5 SQ MM	16 AMP
KACVL10-AC-1.5	250	NO	YES	370*350*920	10	1.5	415V, 3PH	2.5 SQ MM	16 AMP
KACVL10-MC-2.2	300	YES	NO	370*350*920	10	2.2	415V, 3PH	6.0 SQ MM	16 AMP
KACVL10-AC-2.2	300	NO	YES	370*350*920	10	2.2	415V, 3PH	6.0 SQ MM	16 AMP
KACVL15-MC-3.4	450	YES	NO	450*350*920	16	3.4	415V, 3PH	10 SQ MM	25 AMP
KACVL15-AC-3.4	450	NO	YES	450*350*920	16	3.4	415V, 3PH	10 SQ MM	25 AMP
KACVL15-MC-4.0	600	YES	NO	450*350*920	16	4	415V, 3PH	10 SQ MM	32 AMP
KACVL15-AC-4.0	600	NO	YES	450*350*920	16	4	415V, 3PH	16 SQ MM	32 AMP
KACVL40-MC-7.5	750	YES	NO	600*450*920	40	7.5	415V, 3PH	16 SQ MM	32 AMP
KACVL40-AC-7.5	750	NO	YES	600*450*920	40	7.5	415V, 3PH	25 SQ MM	32 AMP



Dehumidifier Drying (KACDEH Series)




Salient Features

- Japan Make Honeycomb Rotor.
- Rock steady dew point at 50°C.
- Linear air flow across the surface of rotor.
- Tabular & low resistance heaters increase response time.
- In built return air after cooler.
- Even air & heat distribution throughout the dryer.
- User-friendly maintenance.
- Smooth interior surface to prevent air restriction.
- Efficient drying with minimum down time. Display of return air temperature.
- Temperature setback to reduce energy consumption when machine throughput is rescued or stopped.
- Removable spreader cones makes cleaning fast and easy.
- Sight glass for viewing material level within hopper.
- Audible and visual alarm on fault.

Technical Specification

Dehumidifier KACDEH Series

MODEL	Process Air Inflow CMH	Hose Connection (in)	Outlet Temp. Range In (°C)	Process Blower (KW)	React Blower (KW)	Bed Drive Motor (KW)	Process HTR (KW)		React Heater (KW)	**P OUT Dew Point °C	Dimensions in (mm)		
							For 120°C	For 180°C			W	D	H
*KACDEH-30	30	2	80-90	0.18	0.18	0.006	0.75	1.5	1.5	-40~-60	550	640	1300
*KACDEH-60	60	2	80-90	0.40	0.18	0.006	1.5	2.75	1.5	-40~-60	550	640	1300
KACDEH-120	120	3	80-90	0.90	0.40	0.006	3.0	6.0	2.75	-40~-60	820	1080	1475
KACDEH-170	170	4	80-90	1.75	0.40	0.006	4.0	7.5	3.75	-40~-60	820	1080	1475
KACDEH-225	225	4	80-90	2.20	0.40	0.006	5.5	10.0	5.0	-40~-60	820	1080	1475
KACDEH-300	300	4	80-90	5.50	0.75	0.025	7.3	13.5	6.75	-40~-60	820	1080	1475
KACDEH-400	400	6	80-90	5.50	0.90	0.025	10.0	18.0	9.0	-40~-60	1000	1300	1730
KACDEH-500	500	6	80-90	9.00	1.75	0.025	13.5	22.3	11.25	-40~-60	1000	1300	1730
KACDEH-750	750	6	80-90	9.00	2.20	0.025	18.0	33.0	18.0	-40~-60	1000	1300	1730
KACDEH-1000	1000	6	80-90	5.60	0.75	0.025	25.0	45.0	22.5	-40~-60	1645	1945	2180
KACDEH-1250	1250	10	80-90	5.60	1.12	0.025	30.0	55.0	27.5	-40~-60	1645	1945	2180
KACDEH-1750	1750	10	80-90	7.50	1.12	0.025	45.0	79.2	38.5	-40~-60	1645	1945	2180
KACDEH-2500	2500	10	80-90	9.30	1.50	0.025	59.4	105.6	59.4	-40~-60	-	-	-
KACDEH-3500	3500	10	80-90	15.00	2.20	0.025	85.8	154.2	79.2	-40~-60	-	-	-



HOT AIR DRYER | HOPPER DRYER (KACDI Series) Drying



Salient Features

- SS 304 internal construction, outer skin carbon steel. No aluminium casting body ensure durability, riding and long life without any break down.
- Hot Air Dryer insulated with glass wool.
- Heater Pipe insulated with glass wool.
- SS 304 heater pipe gives lifetime assurance of no melting.
- Air distribution cone designed for even air distribution across the hot air dryer.
- Proper drying of plastic granules.
- Large access window with clamp-ease in maintenance & cleaning.
- To avoid material degradation - overheat protection mode enable & disable automatically.
- High pressure centrifugal blower with appropriate air flow.
- Suitable for high drying temperature upto 180 C.
- Smooth furnace and 60 cone angle ensure that each pellet is exposed to heated drying air for the specified time.
- To ensure the safety of the heater, we employ solid state relays (SSR)

Technical Specification

Hot Air Dryer KACDI Series

MODEL	CAPACITY (LITTER)	LENGTH (A) (MM)	WIDTH (B) (MM)	HEIGHT (C) (MM)	HEATER CAPACITY (KW)	BLOWING POWER (WATTS)	VOLTAGE	CABLE SIZE COPPER	MAIN MCB
KACDI-60	60	670	550	930	2.7	90	415V, 3PH	1.5 SQ MM	16 AMP
KACDI-100	100	780	600	1100	3.9	200	415V, 3PH	1.5 SQ MM	16 AMP
KACDI-150	150	900	650	1170	6	250	415V, 3PH	2.5 SQ MM	25 AMP
KACDI-200	200	900	650	1340	6	250	415V, 3PH	2.5 SQ MM	25 AMP
KACDI-300	300	1000	840	1670	10	400	415V, 3PH	6.0 SQ MM	40 AMP
KACDI-400	400	1100	925	1800	12	400	415V, 3PH	6.0 SQ MM	40 AMP
KACDI-600	600	1350	950	1900	18	750	415V, 3PH	10 SQ MM	63 AMP
KACDI-800	800	1400	970	2250	18	750	415V, 3PH	10 SQ MM	63 AMP
KACDI-1000	1000	1400	1000	2400	18	750	415V, 3PH	10 SQ MM	63 AMP
KACDI-1200	1200	1400	1400	2900	24	1500	415V, 3PH	16 SQ MM	80 AMP
KACDI-1500	1500	1400	1400	2900	24	1500	415V, 3PH	16 SQ MM	80 AMP
KACDI-2000	2000	1650	1650	3100	30	5500	415V, 3PH	25 SQ MM	100 AMP

HOT AIR DRYER | HOPPER DRYER (KACD Series) Drying



Salient Features

- No aluminum casting body ensure durability, riding and long life without any break down.
- SS 304 heater pipe gives lifetime assurance of no melting.
- Air distribution cone designed for even air distribution across the hot air dryer.
- Proper drying of plastic granules.
- Large access window with clamp-ease in maintenance & cleaning.
- To avoid material degradation - overheat protection mode enable & disable automatically.
- High pressure centrifugal blower with appropriate air flow.
- Suitable for high drying temperature upto 180 C.
- Smooth furnace and 60 cone angle ensure that each

Technical Specification

Hot Air Dryer KACD Series

CAPACITY (LITTER)	LENGTH (A) (MM)	WIDTH (B) (MM)	HEIGHT (C) (MM)	HEATER CAPACITY (KW)	BLOWING POWER (WATTS)	VOLTAGE	CABLE SIZE COPPER	MAIN MCB
60	670	550	930	2.7	90	415V, 3PH	1.5 SQ MM	16 AMP
100	780	600	1100	3.9	200	415V, 3PH	1.5 SQ MM	16 AMP
150	900	650	1170	6	250	415V, 3PH	2.5 SQ MM	25 AMP
200	900	650	1340	6	250	415V, 3PH	2.5 SQ MM	25 AMP
300	1000	840	1670	10	400	415V, 3PH	6.0 SQ MM	40 AMP
400	1100	925	1800	12	400	415V, 3PH	6.0 SQ MM	40 AMP
600	1350	950	1900	18	750	415V, 3PH	10 SQ MM	63 AMP
800	1400	970	2250	18	750	415V, 3PH	10 SQ MM	63 AMP
1000	1400	1000	2400	18	750	415V, 3PH	10 SQ MM	63 AMP
1200	1400	1400	2900	24	1500	415V, 3PH	16 SQ MM	80 AMP
1500	1400	1400	2900	24	1500	415V, 3PH	16 SQ MM	80 AMP
2000	1650	1650	3100	30	5500	415V, 3PH	25 SQ MM	100 AMP

Mold Temperature controller Oil-Water (KAC-TTC Series)




Salient Features

- Mold temperature controller (water or oil based) with precise Micro processor control with simultaneous display of set and actual values.
- Water based temperature controller up to 95° C.
- Oil based temperature controller upto 180° C.
- Digital display of set and actual value on screen
- High flow and high pressure powerful pump.
- Dry running protection of pump by level monitoring device.
- Automatic water re-feeding provision in water base unit.
- Corrosion proof material in water line.
- User friendly control and fault indication.
- Overload protection of pump.
- Solenoid valve and NRV on process inlet/outlet connection.
- High temperature steel graded hose pipe.

Technical Specification

MODEL	CIRCULATING MEDIA	HEATING CAPACITY (KW)	MAXIMUM TEMPERATUR	NOMINAL COOLING CAPACITY (KW)	PUMP PRESSURE (BAR)	PUMP MOTOR (KW)	PUMP FLOW RATE (LPM)	TANK CAPACITY (LTR)	MAIN CABLE COPPER	MAIN MCB	VOLTAGE
KACTTC-06 OIL	OIL	6	170	20	3.8	0.75	65	25	1.5 SQ MM	16 AMP	415V,3PH
KACTTC-06 WATER	WATER	6	95	20	3.8	0.75	65	25	1.5 SQ MM	16 AMP	415V,3PH
KACTTC-09 OIL	OIL	9	170	20	3.8	0.75	65	25	2.5 SQ MM	25 AMP	415V,3PH
KACTTC-09 WATER	WATER	9	95	20	3.8	0.75	65	25	2.5 SQ MM	25 AMP	415V,3PH
KACTTC-12 OIL	OIL	12	170	28	5	2.2	100	45	4.0 SQ MM	32 AMP	415V,3PH
KACTTC-12 WATER	WATER	12	95	28	5	2.2	100	45	4.0 SQ MM	32 AMP	415V,3PH
KACTTC-18 OIL	OIL	18	170	28	5	2.2	100	45	10.0 SQ MM	63 AMP	415V,3PH
KACTTC-18 WATER	WATER	18	95	28	5	2.2	100	45	10.0 SQ MM	63 AMP	415V,3PH



Flake Cutter




Salient Features

- Flake cutter blades are suitable for recycling and restoring of conventional sheets, tube plastics, profiles, packaging plastics, extrusion mold products and runners, etc.
- Kconscious series granulators are adopted with sealed bearings which can handle long hour operation.
- The unique design of the cutter ensures the uniform cuttings.
- Over load protection of motor.
- Rotary & Stationary blade for uniform grinding.
- Detachable screen & material bin for easy clean out.
- Openable cutting chamber.
- Easy to use with conveyor belt.
- Thermally treated blades for long life.
- Easy to grind material of minimum thickness 20 microns.

Technical Specification

Flake Cutter KACFC Series

MODEL	GRINDING CHAMBER (MM)	GRINDING CAPACITY (KG/HR)	STATIONARY CUTTER	DIMENSIONS (L*W*H) MM	MESH SIZE(MM)	MOTOR KW/HP	DIMENSION FOR SP (MM)	MAXIMUM CUTTING THICKNESS MM	MAIN CABLE COPPER	MAIN MCB	VOLTAGE	APPROX WEIGHT (KG)	APPROX WEIGHT SP (KG)
KACFC-230	230*200	100-150	2	890*640*1150	8	4/5	1200*875*1500	4	1.5 SQ MM	16 AMP	415V,3PH	290	400
KACFC-300	310*200	150-200	2	1000*710*1300	8	5.5/7.5	1320*840*1580	5	1.5 SQ MM	25 AMP	415V,3PH	430	500
KACFC-400	410*240	200-250	2	1000*820*1330	8	7.5/10	1320*950*1645	6	2.5 SQ MM	25 AMP	415V,3PH	500	600
KACFC-500	510*300	300-350	4	1290*970*1670	10	11/15	1640*1075*1980	7	4.0 SQ MM	32 AMP	415V,3PH	900	1000
KACFC-600	610*330	350-450	4	1290*1070*1740	10	15/20	1940*1180*2050	8	6.0 SQ MM	63 AMP	415V,3PH	950	1190
KACFC-800	815*470	450-600	4	1730*1520*2180	10	22/30	1850*1540*2680	10	10.0 SQ MM	100 AMP	415V,3PH	2000	2370
KACFC-960	960*610	800-1000	4	1950*1760*2740	12	45/60	2050*1850*2860	14	35.0 SQ MM	150 AMP	415V,3PH	3000	3500
KACFC-1100	1100*800	1000-1200	4	2150*2060*3700	12	75/100	2590*2230*3600	14	70.0 SQ MM	200 AMP	415V,3PH	6000	6500



Vertical Batch Mixer



Inbuilt Timer



S.S Mixing Agitator




Salient Features

- Geared Motor ensures low noise & High Torque.
- Short mixing period with low energy consumption and high productivity.
- Stainless steel construction for long life & rust free operation.
- Large discharge for material dispensing.
- Removable blade for easy clean out.
- Equipped with timer which can be set between 0-30 minutes.

Technical Specification

Vertical Batch Color Mixer KACMX Series

MODEL	MOTOR KW/HP	CAPACITY (KG)	VOLTAGE	DIMENSION (MM)	ROTATING SPEED (R/MIN.)	MAIN CABLE COPPER	MAIN MCB	APPROX WEIGHT (KG)
KACMX-50	1.5/2	50	415V,3PH	850*725*1030	85	1 SQ MM	16 AMP	120
KACMX-100	4/2	100	415V,3PH	990*1020*1250	85	1.5 SQ MM	16 AMP	175
KACMX-150	4/5.5	150	415V,3PH	1125*1020*1375	85	1.5 SQ MM	16 AMP	265
KACMX-200	7.5/10	200	415V,3PH	1250*1180*1425	85	2.5 SQ MM	25 AMP	315



Brine Chiller



Description

With the consistent help of experts, we are able to offer Brine Chiller. While manufacturing these chillers total focus is given on quality. A team of highly qualified and skilled professionals are involved in the manufacturing these chillers. The offered chillers are extremely durable in nature. Likewise, this Brine Chiller encompasses a quality of moisture and rust resistance.

Salient Features

- Fine quality
- Easy installation
- Long functional life
- Energy proficient
- Incorporated with Modern technology
- Compact Design
- long-lasting
- Rugged design
- Smooth performance
- You can easily select the brine chillers size and heat
- Rejection equipment which precisely fit your job
- Ease of installation



Vertical Mixer




Crystallizer



Mixer with Dryer

KONSCIOUS

We Serve in different type of Industries like....



Head Office:

Konscious Auxichill

C/8 Kailashnagar Estate, Opp, Punjab National Bank,
Bombay conductor, G.I.D.C Vatva. Ahmedabad 382445
+91 92650 93661, +91 97124 12431
konsciousauxichill@gmail.com
www.konsciousauxichill.com

Branch Office:

Rajkot:

Rajkot Bhavnagar hihgway, Vilage Gadhka-360020
Rajkot, Gujarat, India.

Surat:

79, Jay Gogeshwar Raw House, Sarthana Kamrej Road,
Surat-395006. Gujarat, India.

Bangaluru:

Ground Floor at No. 51/9, Shop No.2, Narayana Building,
5th Cross Road, Opp. Nice Road, Nandishwara,
BIEC Opp. Road, Madavara, Bangaluru-562162

Indore:

Block No. 9, Flat No. 605, Karuna Sagar Apartment,
Nr. Kanadiya Village, Indore-452016, MP, India.

